

THREE WAYS TO PRINT

Convenient – Quick – Easy

EMAIL

Just email your documents to the following email address:

goodland247@hpeprint.com

Documents can be printed in Black & White only


ANDROID

You will need to have the HP Print Service Plugin or HP Print Remote for Scanning.

Go to the Play Store and download or scan the code:



To print any documents from your Android device:

1. Connect your WiFi to:
24/7 Travel Store
Or connect directly to the printer:
DIRECT-4b-HP 24_7 M132 LaserJet
Password: **247247247**
2. Open up your document or email to print.
3. Click on the  in the top right corner.
4. In the printer selection box, touch the down arrow and choose:
DIRECT-4b-HP 24_7 M132 LaserJet
5. Please see cashier after printing documents.



APPLE

You will need to have the HP Smart App for Scanning.

Go to the App Store and download or scan the code:



To print any documents from your Apple device:

1. Connect your WiFi to:
24/7 Travel Store
Or connect directly to the printer:
DIRECT-4b-HP 24_7 M132 LaserJet
Password: **247247247**
2. Open up your document or email to print.
3. Click on the  icon at the bottom.
4. Scroll until you see the printer icon. 
5. In the printer selection box, choose:
DIRECT-4b-HP 24_7 M132 LaserJet
6. Touch the Print button at the top right then see cashier after printing documents.